

EVERYTHING YOU NEED IN ONE PLACE ≈

The MTAFlow kit comes with the essential tools you'll need to mix and deliver the cement. The kit contains enough MTA powder and gel to complete 8–10 applications. It also includes a measuring spoon, mixing pad, and the tools you'll need for precise delivery—10 Skini syringes, 10 Luer Lock caps, and 20 Micro® Tips (20 ga).



3980-1 MTAFlow Kit (8 to 10 applications per kit)

- 1 x Technique guide
- 1 x Instructions for use
- 1 x MTAFlow Powder (2 g)
- 1 x MTAFlow Gel (2 ml)
- 1 x Measuring spoon
- 1 x Mixing pad
- 20 x Micro Tips (20 ga)
- 10 x Skini Syringes
- 10 x Luer Lock Caps

3981 MTAFlow Repair Cement Refill

- 1 x Technique guide
- 1 x Instructions for use
- 1 x MTAFlow Powder (2 g)
- 1 x MTAFlow Gel (2 ml)
- 1 x Measuring spoon
- 1 x Mixing pad

ALSO AVAILABLE FROM ULTRADENT ≈

NaviTip® 29 ga Tips

- Controlled delivery anywhere in the canal
- Flexible cannula easily navigates curved canals

NaviTip® Tips	20pk	50pk
	29 ga	29 ga
17 mm, White	5112	1378
21 mm, Yellow	5113	1374
25 mm, Blue	5114	1376
27 mm, Green	5115	1377
Assorted	5116	1379



ENDOEZE™ MTA FLOW™

MINERAL TRIOXIDE AGGREGATE REPAIR CEMENT


EASY TO MIX. EASY TO DELIVER.

MTAFlow mineral trioxide aggregate repair cement is designed to mix quickly, smoothly, and easily into the right consistency for a variety of procedures. Plus, it can be delivered using Ultradent's syringes and tips, ensuring precise placement for effective treatment.





THE DIFFERENCE YOU CAN FEEL

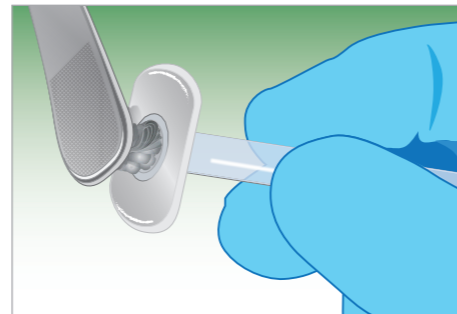
MTAFlow repair cement has a smooth consistency due to the ultrafine-grained powder and proprietary gel medium. The formulation is resistant to washout, which helps to ensure that the mixture stays right where you place it.



1. Use a cement spatula to remove excess powder. **DO NOT** use powder without leveling at the edge of the scoop.



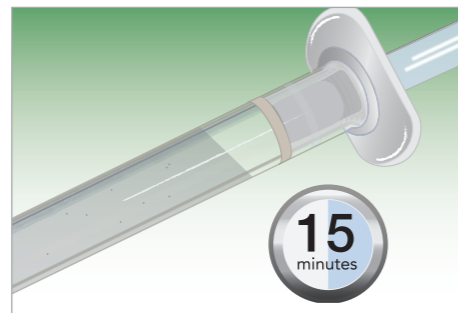
2. Shake from top to bottom 3 times. Make sure that gel is in the tip end of the bottle before expressing the gel.



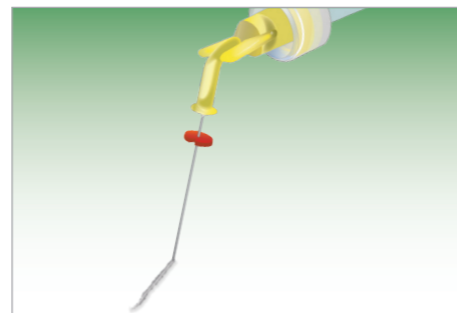
3. After mixing, insert the mixed MTAFlow cement into the back of the clear Skini syringe.



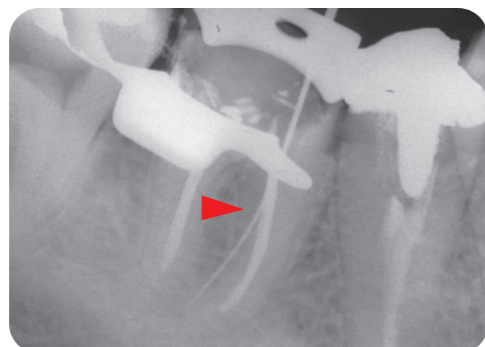
4. Reinsert the plunger and express a small amount of material through the tip.



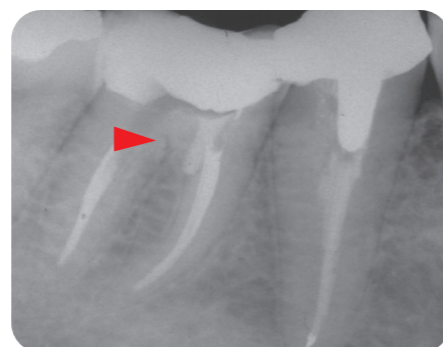
5. Mixed MTAFlow cement inside the syringe will be usable for up to 15 minutes.



6. Use the thin consistency and a NaviTip® 29 ga tip to deliver MTAFlow cement inside the canal.



Perforation located in the cervical third of mesial buccal canal.



MTA in place showing repair.

MTA cement is a bioactive material. The formation of hydroxyapatite, HA, will cover the surface of the MTA exposed to body fluids, and that layer of HA will no longer look like a foreign material to the living cells. Therefore, the MTA will support healing.¹

1. Sarkar NK, Caicedo R, Ritwik P, et al. Physicochemical basis of the biologic properties of mineral trioxide aggregate. *J Endod.* 2005;31:97-100.

THE RIGHT CONSISTENCY FOR THE RIGHT PROCEDURE

The mixing ratio of the powder and gel components of MTAFlow cement is adaptable based on the procedure. Use a thick consistency for pulp capping, pulp chamber perforation, and pulpotomy; a thin consistency for resorption, apexification, and apical plug; or a putty consistency for root end filling.

Whatever consistency you need, you can be sure MTAFlow repair cement will be effective, non-gritty, and easy to deliver accurately.

SUGGESTIONS OF POWDER/GEL MIXING RATIOS:

APPLICATIONS	PULP CAPPING, PULP CHAMBER PERFORATION, PULPOTOMY	RESORPTION, APEXIFICATION, APICAL PLUG	ROOT END FILLING
POWDER (MEASURING SPOON)	2 big ends (0.26 g)	1 big end plus 1 small end (0.19 g)	1 big end plus 1 small end (0.19 g)
GEL DROPS	2 drops	3 drops	1 drop*
CONSISTENCY	Thick	Thin	Putty
DELIVERY TIP	Micro® Tip (20 ga)	NaviTip® Tip (29 ga)	Non-syringe delivery

*Depends on the desired consistency

